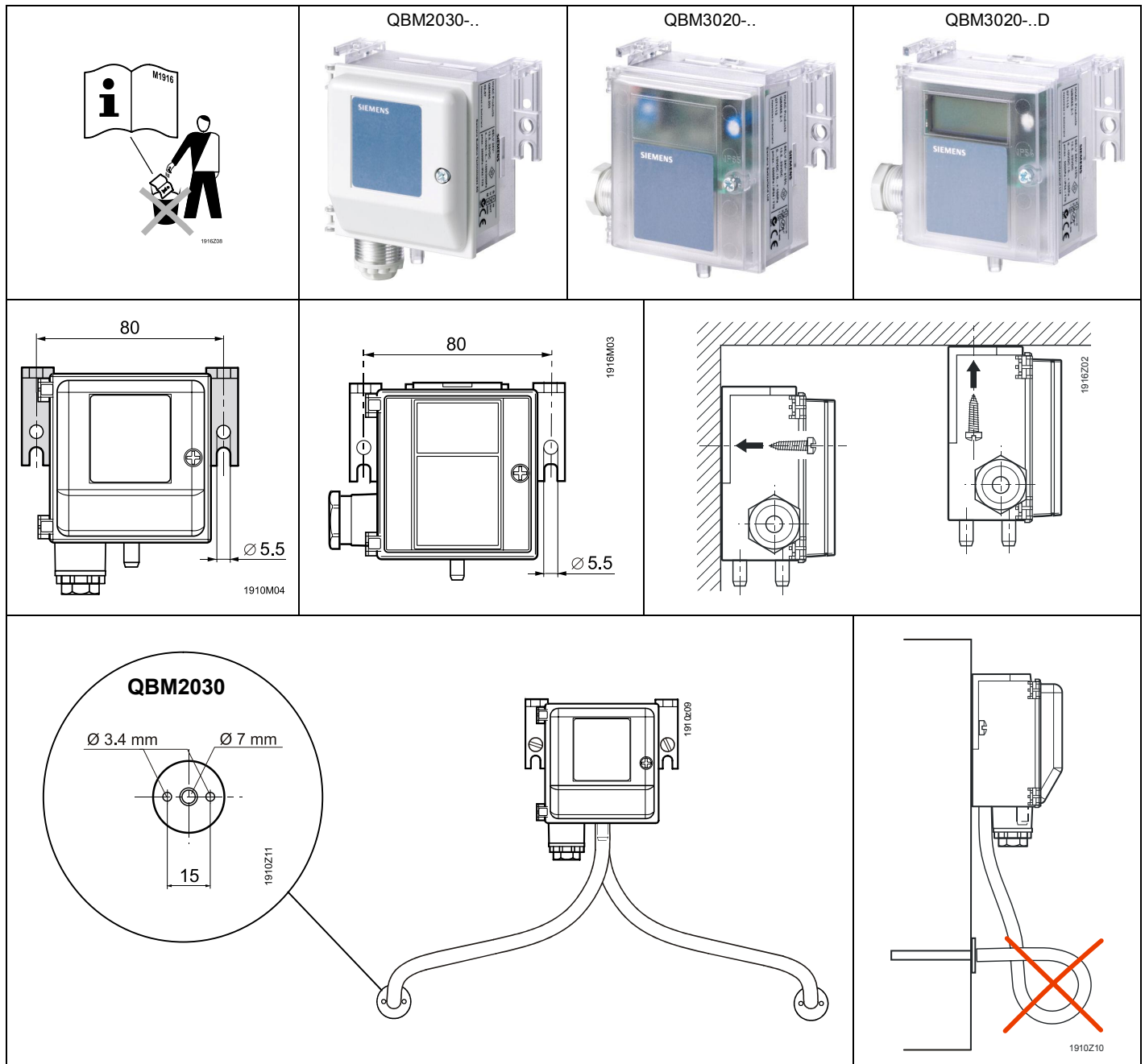
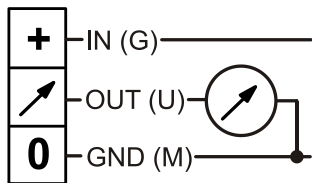


**de** Montageanleitung  
**en** Mounting instructions  
**fr** Instructions de montage  
**sv** Monteringsinstruktion  
**nl** Montage-aanwijzing  
**it** Istruzioni di montaggio  
**fi** Asennusohje  
**es** Instrucciones de montaje  
**da** Monteringsvejledning

**Differenzdruckfühler**  
**Differential Pressure Sensors**  
**Sonde de pression différentielle**  
**Differenstryckgivare**  
**Drukverschilopnemer**  
**Sonda di pressione differenziale**  
**Paine-eroanturit**  
**Sondas de diferencia de presión**  
**Trykdifferensføler**


**QBM2030-..**  
**QBM3020-..**





1910z12

DC 13.5...33 V  
AC 24 ±15%  
DC 0...10 V



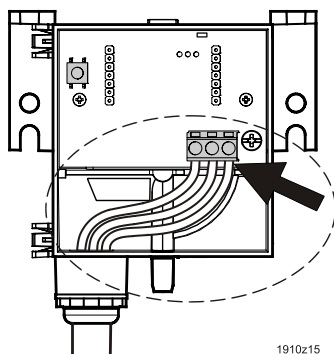
max. 1.5 mm<sup>2</sup>



1910z13

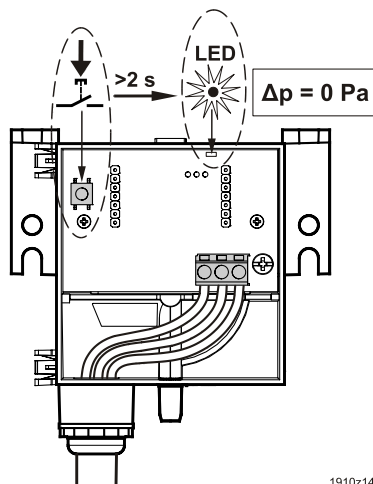
## Zero Reset

1.



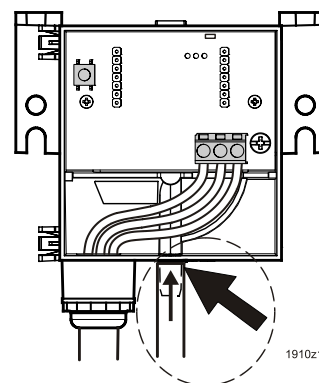
1910z15

2.



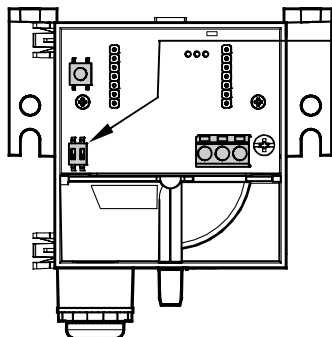
1910z14

3.



1910z16

## QBM2030

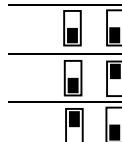


DIP Switch

QBM2030-1U

QBM2030-5

QBM2030-30



100 Pa

500 Pa

0...3000 Pa

+/- 100 Pa

250 Pa

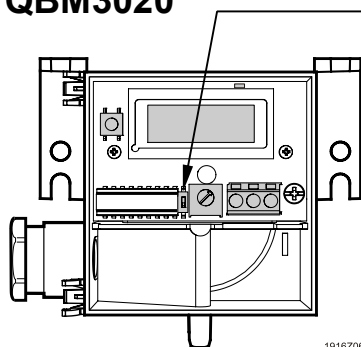
0...1500 Pa

+/- 50 Pa

200 Pa

0...1000 Pa

## QBM3020



1916Z06

DIP Switch

QBM3020-...



$\sim \Delta p$



$\sim \sqrt{\Delta p}$



For additional  
information  
please refer to  
the following  
documents on  
the Internet:



<http://siemens.com/bt/download>

→ search for "QBM2030" or  
"QBM3020"