

Fan Speed Switch

RAB91

Simple fan speed switch with three speed-levels (0-I-II-III)

Use

The RAB91 is used in heating or cooling systems to select the fan speed. Typical use can be in commercial, residential or light industrial buildings.

Mechanical design

The unit consists of a base plate and a top cover.
The fan speed can be selected with a 4-position-slider-switch (0-I-II-III).

Accessories

<i>Functionality</i>	<i>Order number (ASN)</i>
Adapterplate 120 x 120 mm for 4" x 4" conduit boxes	ARG70
Adapterplate 96 x 120 mm for 2" x 4" conduit boxes	ARG70.1

Notes



Caution 250 V

The unit can be fitted to most commercially available recessed conduit boxes or directly on the wall.

Only authorised personnel may open the unit to perform service.
The unit must be isolated from the mains supply before opening.

When installing the unit, fix the base plate first then hook on the fan speed switch body and make the electrical connections. Then fit the cover and secure it.

The fan speed switch must be mounted on a flat wall.



The local electrical regulations must be complied with.

The fan speed switch is maintenance-free. The housing is plastic.

Ordering

<i>Typ (ASN)</i>	<i>Partnumber (SSN)</i>	<i>Description</i>
RAB91	S55770-T231	Room thermostat RAB91

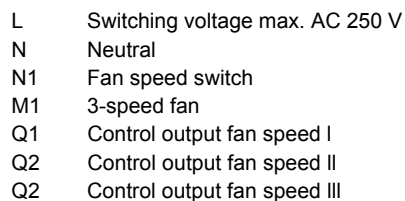
Technical data

Power supply	Switching capacity	
	Voltage	AC 24...250 V
	Current	0.2...6(2.5) A
	Frequency	50 or 60 Hz
Environmental conditions	Screw terminals for	2 x 1.5 mm ² (min. 0.5 mm ²)
	Operation	According to IEC 721-3-3
	Climatic conditions	Class 3K5
	Temperature	-10...+50 °C
	Humidity	<95 % r.h.
	Pollution degree	normal, according to EN 60730-1
Industry standards	Transport / Storage	to IEC 721-3-2
	Climatic conditions	Class 2K3/1K3
	Temperature	-20...+50 °C
	Humidity	<95 % r.h.
	Mechanical conditions	Class 2M2
	Electromagnetic compatibility	
	Emissions (Residential, business and commercial)	EN 55014
	 -Conformity	
	EMC guidelines	2004/108/EC
	Low voltage directive	2006/95/EC
	 -Conformity	
	Australian EMC Framework	CISPR 14-1: 2009
	Radio Interference Emission Standard	
	Environmental compatibility	
	The product environmental declaration	2002/95/EC (RoHS)
	Safety standard	II to EN 60730-1
	Degree of protection of housing	IP30 to EN 60529
	Weight	0.12 kg
	Colour	white, NCS S 0502-G (RAL 9003)

Disposal



Dispose of the device as electronic waste in compliance with European directive 2002/96/EEC (WEEE) and not as municipal waste. Observe all relevant national regulations and dispose of the unit correctly. Observe all local and applicable laws.



Baseplate

Because of the unavoidable self heating effects of the electrical current, any loads of more than 3 Amperes connected to the unit can influence the control behavior and temperature accuracy in a negative way.

Because of the unavoidable self heating effects of the electrical current, any loads of more than 1 Amperes connected to the unit can influence the control behavior and temperature accuracy in a negative way.