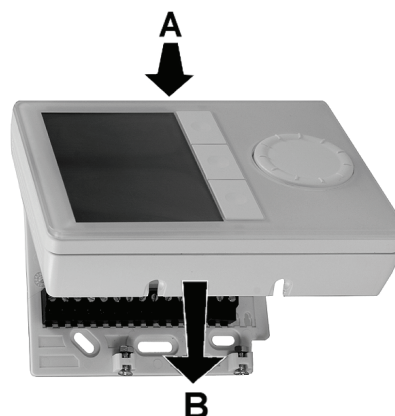


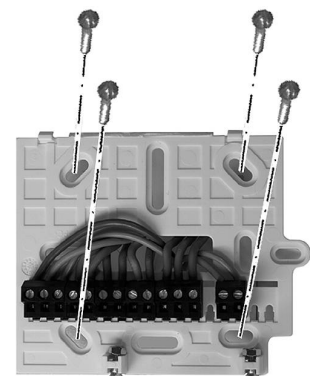
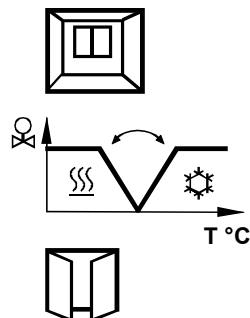
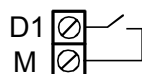
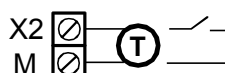
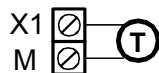
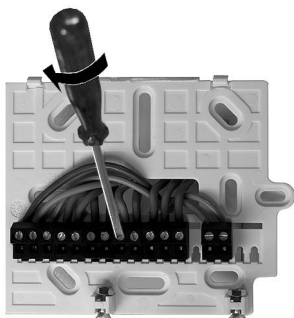
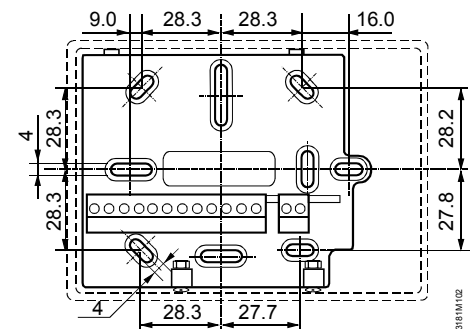
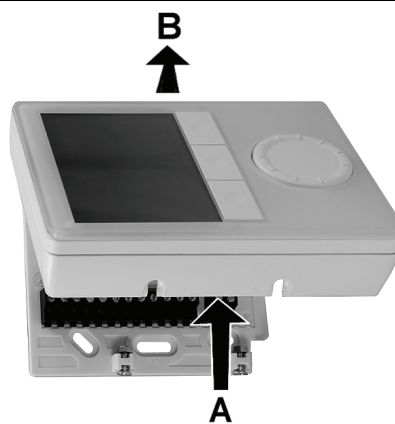
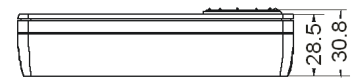
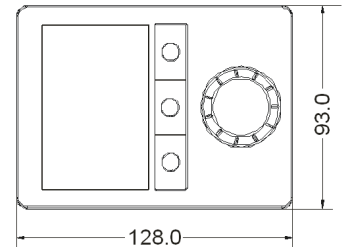
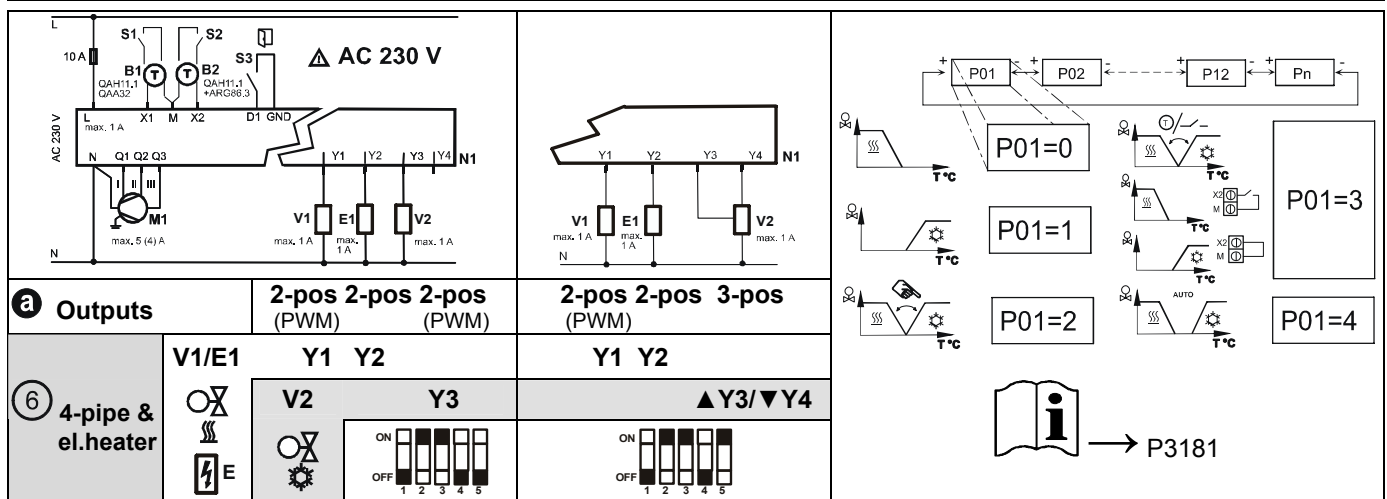
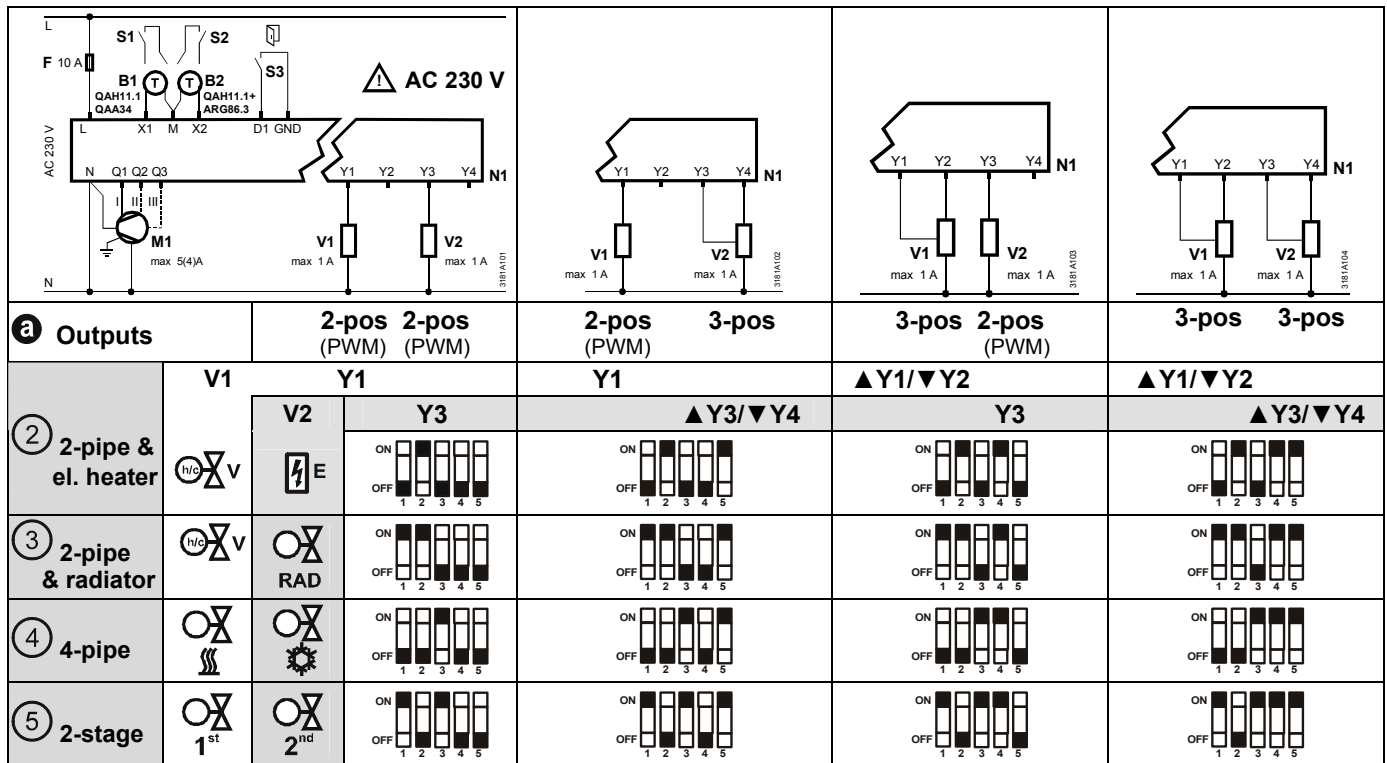
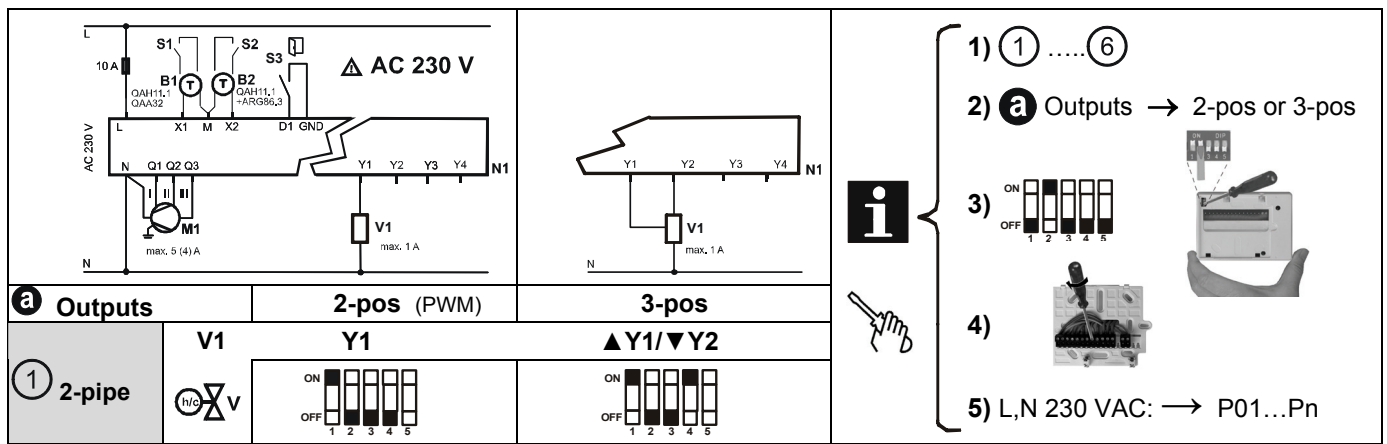


Technical drawing of a room layout. The room contains a circular table with four chairs. On the left wall is a window with a decorative pattern. On the right wall is a door and a built-in shelf unit. Dimensions are indicated: a minimum height of 20 cm for the shelf unit and a height of 150 cm for the door. A dashed line with star symbols indicates a path or alignment across the room.





	en	de	fr	it	es	cs	tr
①	2-pipe fan coil	2-Rohr Ventilator-konvektor	Ventiloconvecteur 2 tubes	Fan coil 2 tubi	Fancoil a dos tubos	2-trubkový fan-coil	2 borulu fan coil
②	2-pipe & el. heater	2-Rohranwendung & Elektroheizer	Application 2 tubes & batterie électrique	Fan coil 2 tubi con batteria elettrica di riscaldamento	2 tubos & batería eléctrica	2-trubkový fan-coil & el. ohřev	2 borulu & elk. Isıtıcı
③	2-pipe & radiator	2-Rohranwendung & Radiatorventil	Application 2 tubes & vanne thermostatique	Fan coil 2 tubi e radiatori	2 tubos & rad	2-trubkový fan-coil & radiátor	2 borulu & radyatör
④	4-pipe fan coil	4-Rohr Ventilator-konvektor	Ventiloconvecteur 4 tubes	Fan coil 4 tubi	Fancoil a 4 tubos	4-trubkový fan-coil	4 borulu fan coil
⑤	2-stage	2-Stufen-Anwendung	Application à 2 étages	2 stadi	2 etapas	2-stupňový	2 kademe
⑥	4-pipe & el. heater	4-Rohranwendung & Elektroheizer	Application 4 tubes & batterie électrique	Fan coil 4 tubi con batteria elettrica di riscaldamento	4 tubos & batería eléctrica	4-trubkový fan-coil & el. ohřev	4 borulu fan coil & elk. Isıtıcı